

电涌保护器SPD

HS-5-L2、HS-24-L2
HS-5-L3、HS-24-L3
HS-5-L4、HS-24-L4
HP-24-L2



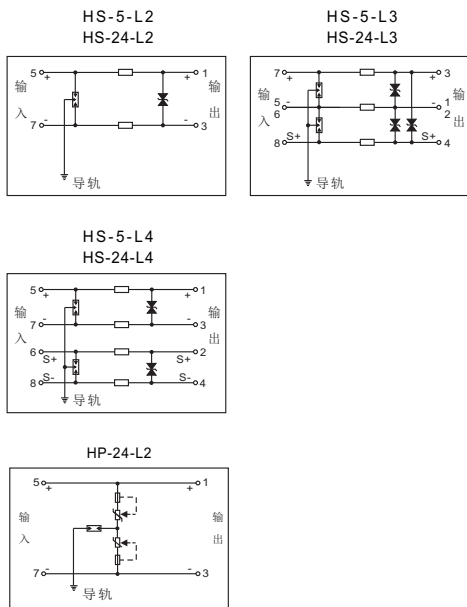
使用产品前请仔细阅读本说明书。

注意

- 请先确认收到的产品是否与订货合同一致。
- 本产品安装、使用前应仔细阅读本说明书，若有疑问，请与本公司联系。
- 严禁私自拆装产品，防止仪表失效或发生故障。

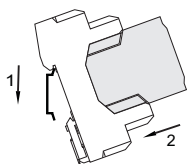
SISPD-PDCH-02C

■ 功能原理图



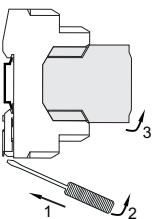
■ 安装

- 使用SPD时必须有可靠的接地，SPD采用DIN35mm 导轨安装，建议使用铜制或钢制导轨。SPD安装步骤如图所示。
- 1、把SPD底部上端金属卡卡在导轨上；
 - 2、把SPD底部下端金属卡推进导轨。

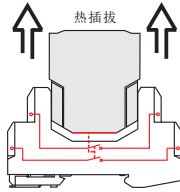


■ 拆卸

- SPD拆卸步骤如下图所示。
- 1、用一字螺丝刀(刀口宽度≤6mm)插入SPD底部金属导轨卡件凹槽内；
 - 2、螺丝刀按下图所示方向向上压，将SPD底部金属导轨卡件向上撬起；
 - 3、将SPD向上拉出导轨。

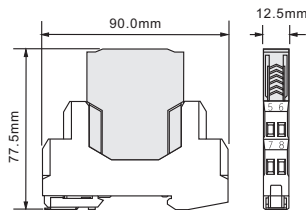


该系列主要用于保护以二线制、三线制、四线制方式连接的变频器、开关、频率信号、通信设备、热电阻、热电偶、等现场设备以及控制室DCS、PLC的I/O等设备，使其免受电涌或操作电压的破坏。

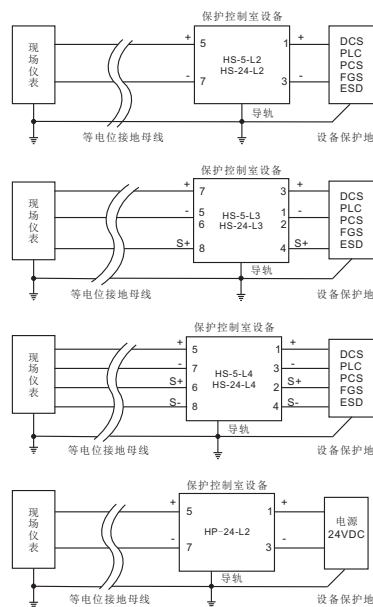


主要特点：
热插拔，拔出后不断线
导轨接地
适用范围广

■ 外形尺寸(90×77.5×12.5mm)

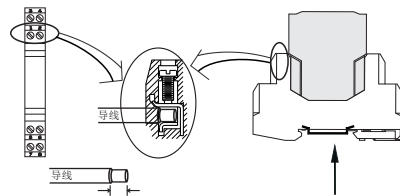


■ 典型应用



■ 接线

该系列SPD采用M2.5螺丝接线，可连接截面积为0.2~2.5mm²(多股)或0.2~4mm²(单股)的铜导线；导线剥线长度为5~8mm。



剥线长度：5mm≤L≤8mm 导轨接地线径：4~6mm²

■ 维护

- 1、SPD上电前，必须再次检查输入端与输出端的接线是否正确。
- 2、产品在出厂前均经过严格检验和质量控制，如发现工作异常，请及时与本公司联系。

■ 主要技术参数

参数	型号	HS-5-L2 HS-5-L3 HS-5-L4	HS-24-L2 HS-24-L3 HS-24-L4	HP-24-L2
额定工作电压Un		5VDC	24VDC	24VDC
最大工作电压Uc		6VDC	32VDC	36VDC
额定工作电流I		500mA	500mA	10A
通路电阻(线)		1Ω	1Ω	/
带宽(-0.5dB)		10MHz	10MHz	/
漏电流		<10μA	<1μA	<20μA
冲击电流 Iimp(10/350us)		2.5kA	2.5kA	/
电压保护水平 Up(20kV/10kA)		70V(L-L) 600V(L-G)	90V(L-L) 600V(L-G)	600V(L-L) 650V(L-G)
电压保护水平 Up(6kV/3kA)		40V(L-L) 600V(L-G)	60V(L-L) 600V(L-G)	/
电压保护水平 Up(1kV/μs)		20V(L-L) 600V(L-G)	40V(L-L) 600V(L-G)	/

标称放电电流In(8/20us): 10kA
最大放电电流Imax(8/20us): 20kA
总放电电流Itotal(8/20us): 40kA
响应时间: <1ns
温度范围: -40℃ ~ +80℃
湿度范围: 5% ~ 95%
外壳防护等级(IEC60590): IP20
外壳材料/阻燃等级(UL94): PA66/VO
接线方式: 螺丝接线
导线最大截面积: 2.5mm²
安装方式: DIN 35mm导轨
依据标准: GB/T 18802.21/IEC 61643.21

■ 防爆认证

国家级仪器仪表防爆安全监督检验站(NEPSI)

防爆合格证: GYB20.1413X
防爆认证标志: Ex ia IIC T4/T5/T6 Ga
认证标准: GB 3836.1/GB 3836.4
防爆参数:

HS-5-L□	Ui=6V	Ii=500mA	Pi=0.75W	T4: -40℃ ~ +80℃ T5: -40℃ ~ +75℃ T6: -40℃ ~ +60℃
HS-24-L□	Ui=32V	Ii=120mA	Pi=0.84W	

■ 环保声明

产品中有有害物质的名称及含量

部件名称	有害物质					
	铅(Pb)	汞(Hg)	镉(Cd)	六价铬(Cr(VI))	多溴联苯(PBB)	多溴二苯醚(PBDE)
外壳和端子	×	○	○	○	○	○
电路板	×	○	○	○	○	○

本表格依据SJ/T 11364的规定编制。
○: 表示该有害物质在该部件所有均质材料中的含量均在GB/T 26572标准规定的限量要求以下。
×: 表示该有害物质至少在该部件的某一均质材料中含量超出GB/T 26572标准规定的限量要求，且目前业界没有其他成熟替代方案，有害物质浓度在RoHS指令豁免条款要求范围内，符合欧盟RoHS指令环保要求。

20: 表示该产品含有某些有毒有害物质，在环保使用期限内可放心使用，超过环保期限后应进入回收循环系统。

浙江中控自动化仪表有限公司
ZHEJIANG SUPCON INSTRUMENT CO.,LTD.

地址: 杭州市滨江区浦沿街道六和路309号 (310052)
总机: 0571-86667888
传真: 0571-86667711
免费咨询热线: 800-8571248
E-mail: In_sale@supcon.com
网址: www.supcon.com www.supconauto.com

Surge Protective Device

HS-5-L2, HS-24-L2
 HS-5-L3, HS-24-L3
 HS-5-L4, HS-24-L4
 HP-24-L2



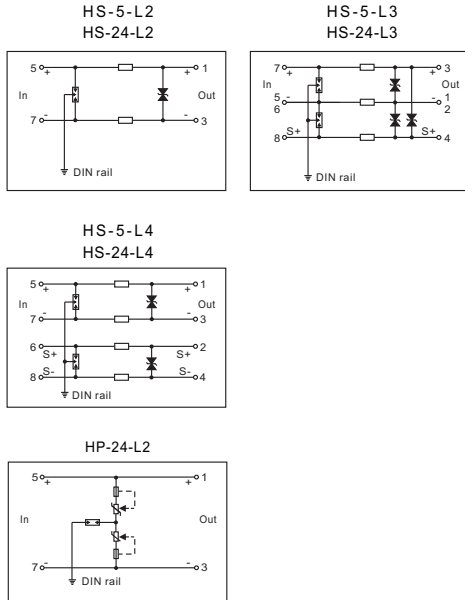
Before using the product, please read this manual.

Caution

- Please check if product are consistent with the contract.
- Contact us if there is any question.
- Disassembling or repairing SPD is not allowed or it will cause malfunction.

SISPD-PDCH-02C

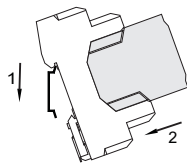
Schematic Diagram



Installation

When using SPD, there must be reliable grounding. SPD is fixed by DIN35mm rail. It is recommended to use copper or steel rail. SPD installation steps are below.

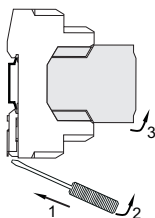
1. Make the upside of SPD's bottom locked into the rail.
2. Push the downside of SPD's bottom into the rail.



Dismounting

Steps of dismounting SPD are shown in the figure below.

1. Insert a screwdriver (with an edge length ≤ 6mm) into the downside metal lock of SPD.
2. Push the screwdriver downwards as shown in following Figure and then rise up the bottom of SPD's metal buckle.
3. Take SPD out of the rail.

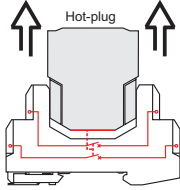


Summarize

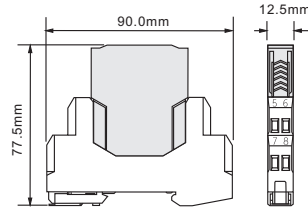
The series SPD can provide surge protection for field equipments such as sensors, transmitters, flow meters, solenoid valves, RTD, TC, devices with RS485 or RS232 interface and for I/O interfaces such as AI, AO, DI, DO, TI, PI in PLC, DCS, FGS, ESD control systems.

Main features:

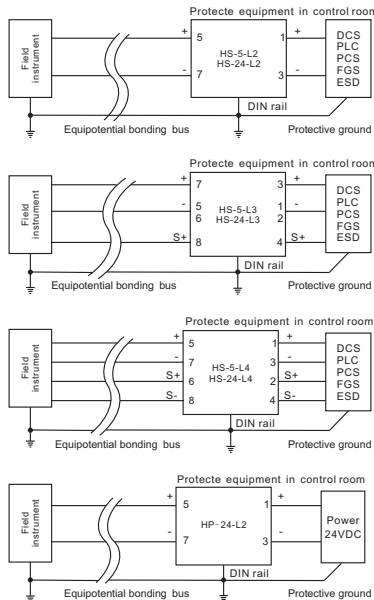
- Surge protective modules can be replaced online without disconnecting the circuit.
- Easy grounding through DIN rail
- Wide range of applications



Dimensions(90×77.5×12.5mm)

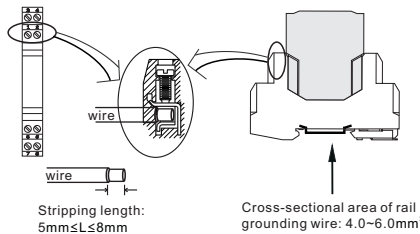


Typical Application



Connections

M2.5 screws are used for SPD connection, which can connect copper wires with a cross-sectional area of 0.2~2.5mm² (multiple cables) or 0.2~4mm² (single cable); the wire stripping length is 5~8mm.



Maintain

1. Check if the connections are correct and tight before powering on SPD.
2. SPD's quality is well controlled and strictly inspected before delivery. If non-functional ones are found during operation, please contact us early enough.

Technical Data

Parameter	Type	HS-5-L2 HS-5-L3 HS-5-L4	HS-24-L2 HS-24-L3 HS-24-L4	HP-24-L2
	Rated operating voltage Un		5VDC	24VDC
Max. operating voltage Uc		6VDC	32VDC	36VDC
Rated operating current I _L		500mA	500mA	10A
Resistance(per line)		1Ω	1Ω	/
Bandwidth(-0.5dB)		10MHz	10MHz	/
Leakage current		<10μA	<1μA	<20μA
Impulse current I _{imp} (10/350us)		2.5kA	2.5kA	/
Protection level Up(10kV/5kA)		70V(L-L) 600V(L-G)	90V(L-L) 600V(L-G)	600V(L-L) 650V(L-G)
Protection level Up(6kV/3kA)		40V(L-L) 600V(L-G)	60V(L-L) 600V(L-G)	/
Protection level Up(1kV/μs)		20V(L-L) 600V(L-G)	40V(L-L) 600V(L-G)	/

Nominal discharge current I _n (8/20us):	10kA
Max. discharge current I _{max} (8/20us):	20kA
Total discharge current I _{total} (8/20us):	40kA
Response time:	1ns
Temperature range:	5%~95%
Relative humidity:	-40°C~+80°C
Enclosure protection class(IEC60529):	IP20
Housing Material/Flame Retardant Rating(Ul94):	PA66/V0
Connections:	Screw connection
Max.sectional area:	2.5mm ²
Installation:	DIN 35mm
Test standards:	GB/T 18802.21(IEC 61643-21)

Ex Certification

National Supervision and Inspection Center for Explosion Protection and Safety of Instrumentation

Certification No. : GYB20.1413X

Ex mark: Ex ia IIC T4/T5/T6 Ga

Test standards: IEC 60079-0/IEC 60079-11

Ex parameters:

HS-5-L□	Ui=6V	Ii=500mA	Pi=0.75W	T4:-40°C ~ +80°C
HS-24-L□	Ui=32V	Ii=120mA	Pi=0.84W	T5:-40°C ~ +75°C
				T6:-40°C ~ +60°C

Environmental Declaration

Name and content of harmful substances

Part Name	Harmful Substance					
	Pb	Hg	Cd	Cr6+	PBB	PBDE
Housing and terminals	×	○	○	○	○	○
Circuit board	×	○	○	○	○	○

This form is prepared in accordance with the provisions of SJ / T11364.
 ○ : Indicates that said hazardous substance contained in all of the homogeneous materials for this part is below the limit requirement of GB / T 26572.
 × : Indicates that said hazardous substance contained in at least one of the homogeneous materials used for this part is above the limit requirement of GB / T 26572 and there is currently no mature alternative method in the industry. The concentration of hazardous substances is within the RoHS directive exemption clauses range, which meets the eco-friendly requirements of the EU RoHS directive.
 ○ : Indicates that the product contains certain toxic and harmful substances, and it can be used within the eco-friendly period, and should be disposed by recycling after the environmental protection period is exceeded.

SUPCON GROUP CO.,LTD.
 ZHEJIANG SUPCON INSTRUMENT CO.,LTD.

Address : No. 309 Liuhe Road, Puyan Street, Binjiang District, Hangzhou, Zhejiang, China, 310052.
 Tel: +86-571-86667888, +86-571-86667729
 Fax: 0571-86667711
 www.supcon.com www.supconauto.com